



 <b>Big Blue Jerusalem Lions</b> <span style="float: right;">42</span>							
(7-4)							
PASSING							
	CP/AT	YDS	TD	INT			
<b>#9 I. Ashkenazi</b>	20-28	163	3	0			
RUSHING							
	ATT	YDS	TD	LG			
<b>#9 I. Ashkenazi</b>	6	3	1	1t			
<b>#23 D. Brill</b>	14	51	1	12			
<b>#32 M. Lavi</b>	9	52	1	31t			
<b>#44 G. Tepper</b>	1	2	0	2			
RECEIVING							
	REC	YDS	TD	LG			
<b>#88 I. Yaron</b>	10	90	2	26t			
<b>#18 A. Bergman</b>	6	37	1	17t			
<b>#84 O. Jupiter</b>	4	36	0	16			
FUMBLES							
	FUM	LOST	REC-O	REC-D			
<b>#23 D. Brill</b>	2	0	x(self) x(self)				
DEFENSE							
	TK	AS	KD	BU	SK		
<b>#21 I. Pittel</b>	2			1			
<b>#8 A. Moore</b>	4	1					
<b>#52 B. Lemberg</b>		1					
<b>#66 E. Lapidot</b>	8	1			1		
<b>#18 A. Bergman</b>	2						
<b>#11 O. Nathan</b>	3	1					
<b>#13 S. Eisenberg</b>	12	5					
<b>#7 I. Ben Dayan</b>	2				1		
<b>#15 P. Harbor</b>	2						
<b>#87 K. Stewart</b>	2	5					
<b>#44 G. Tepper</b>	1						
<b>#99 Y. Cooper</b>			fum. recov.				
INTERCEPTIONS							
	NO	YDS	LG	TD			
<b>#13 S. Eisenberg</b>	1	28	28	0			
KICKOFF RETURNS							
	NO	AVG	TD	LG			
<b>#13 S. Eisenberg</b>	1	19	0	19			
PUNT RETURNS							
	NO	AVG	TD	LG			
<b>#21 I. Pittel</b>	1	19	0	19			
KICKING							
	KO(yds)	LG	TB	FG	LG	XP	PTS
<b>#70 E. Segal</b>	6(248)	44	0	0/0	n/a	0/0	0
<b>onside kicks</b>	0						
PUNTING							
	NO	AVG	IN 15	LG			
<b>#23 D. Brill</b>	3	29	0	41			
<b>free kicks</b>	0						





<b>Final -Playoffs</b> Mar. 12/10 Kraft Stadium	1	2	3	4	OT	Total
<b>Jerusalem Lions</b>	14	22	6	0	-	42
<b>Haifa Underdogs</b>	0	6	8	16	-	30

#### SCORING SUMMARY



##### 1st Quarter

	6 yd TD run by #23 D. Brill 2pt conv. good, pass #9 to #88 I. Yaron Score: JL 8 - 0 MP <span style="float: right;">7:15</span>
	31 yd TD run by #32 M. Lavi 2pt conv. no good Score: JL 14 - 0 MP <span style="float: right;">3:09</span>



##### 2nd Quarter

	1 yd TD run by QB#9 I. Ashkenazi 2pt conv. no good Score: JL 20 - 0 MP <span style="float: right;">1:13</span>
	43 yd TD run by QB#13 T. Brown 2pt conv. no good Score: JL 20 - 6 MP <span style="float: right;">0:54</span>
	26 yd TD pass, #9 to #88 I. Yaron 2pt conv. good, pass #9 to #84 O. Jupiter Score: JL 28 - 6 MP <span style="float: right;">0:41</span>
	17 yd TD pass, #9 to #18 A. Bergman 2pt conv. good, run by #44 G. Tepper Score: JL 36 - 6 MP <span style="float: right;">0:00</span>

##### 3rd Quarter


	8 yd TD pass, #13 to #77 J. Gosnel 2pt conv. good, run by #77 J. Gosnel Score: JL 36 - 14 MP <span style="float: right;">5:42</span>
	5 yd TD pass, #9 to #88 I. Yaron 2pt conv. no good Score: JL 42 - 14 MP <span style="float: right;">1:10</span>

##### 4th Quarter

	9 yd TD run by #51 Y. Kushnir 2pt conv. good, run by #51 Y. Kushnir Score: JL 42 - 22 MP <span style="float: right;">11:37</span>
	6 yd TD pass, #14 to #88 O. Sapir 2pt conv. good, run by #77 J. Gosnel Score: JL 42 - 30 MP <span style="float: right;">6:55</span>

#### GAME SUMMARY

Jerusalem Lions	STATISTICS	Modi'in Pioneers
<b>10</b>	<b>First Downs</b>	<b>7</b>
<b>282</b>	<b>Total Net Yards</b>	<b>233</b>
62	Total Off. Plays	48
<b>25:57</b>	<b>Time of Possession</b>	<b>22:03</b>
<b>108</b>	<b>Net Yds Rushing</b>	<b>191</b>
30	Rushing Attempts	33
<b>163</b>	<b>Net Yds Passing</b>	<b>30</b>
20-28 (71%)	Comp-Att (%)	4-9 (44%)
0-0	Times sacked: No.-Yds	2-12
0	Interceptions thrown	1
<b>3-86</b>	<b>PUNTS: No.-Yards</b>	<b>2-68</b>
29	Punting Avg.	34
1-19	Punt Returns: No.-Yds	0-0
1-19	Kickoff Return: No.-Yds	5-86
<b>8-55</b>	<b>PENALTIES: No.-Yds</b>	<b>6-62</b>
<b>2-0</b>	<b>FUMBLES: No.-Lost</b>	<b>1-1</b>
Attendance: 93		Time of Game: 2:04
Officials: Gadi Gadot, Dror Lavi-Efrat, Joshua Baskin, Shai Koussevitzky, Barak Reif		

 <b>Dancing Camel Modi'in Pioneers</b> <span style="float: right;">30</span>							
(4-7)							
PASSING							
	CP/AT	YDS	TD	INT			
<b>#9 U. Schiff</b>	0-1	0	0	1			
<b>#13 T. Brown</b>	2-3	13	1	0			
<b>#14 Y. Mayzel</b>	2-3	17	1	0			
<b>#51 Y. Kushnir</b>	0-1	0	0	0			
<b>#77 J. Gosnel</b>	0-1	0	0	0			
RUSHING							
	ATT	YDS	TD	LG			
<b>#9 U. Schiff</b>	1	9	0	9			
<b>#13 T. Brown</b>	4	51	1	43t			
<b>#36 K. Nimrod</b>	6	27	0	21			
<b>#14 Y. Mayzel</b>	4	12	0	7			
<b>#51 Y. Kushnir</b>	12	52	1	17			
<b>#77 J. Gosnel</b>	6	40	0	22			
RECEIVING							
	REC	YDS	TD	LG			
<b>#88 O. Sapir</b>	2	11	1	6t			
<b>#77 J. Gosnel</b>	2	19	1	11			
FUMBLES							
	FUM	LOST	REC-O	REC-D			
<b>#14 Y. Mayzel</b>	1	1		x(#99JL)			
DEFENSE							
	TK	AS	KD	BU	SK		
<b>#28 B. Shelfin</b>	3	4					
<b>#99 N. Hadad</b>	6	1					
<b>#13 T. Brown</b>	4						
<b>#84 R. Blum</b>	1	2	1	1			
<b>#53 Y. Milo</b>	2	3					
<b>#9 U. Schiff</b>		1					
<b>#58 D. Brunwasser</b>	11	8					
<b>#83 S. Gottleib</b>		1					
<b>#11 S. Nemes</b>	2	6					
<b>#59 U. Heiman</b>		1					
<b>#77 J. Gosnel</b>	7	2					
<b>#88 O. Sapir</b>	1	1					
<b>#44 Y. Kirschenbaum</b>		1					
INTERCEPTIONS							
	NO	YDS	LG	TD			
KICKOFF RETURNS							
	NO	AVG	TD	LG			
<b>#83 S. Gottleib</b>	1	1	0	1			
<b>#51 Y. Kushnir</b>	2	17.5	0	21			
<b>#52 S. Rodberg</b>	3	17	0	27			
PUNT RETURNS							
	NO	AVG	TD	LG			
KICKING							
	KO(yds)	LG	TB	FG	LG	XP	PTS
<b>#13 T. Brown</b>	5(242)	50	2	0/0	n/a	0/0	0
<b>onside kicks</b>	0						
PUNTING							
	NO	AVG	IN 15	LG			
<b>#13 T. Brown</b>	2	34	1	35			
<b>free kicks</b>	0						